


# Vivo



  
**TERMA**  
SINCE 1990



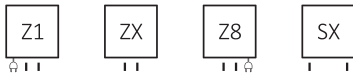
**Vivo** 1930 $\downarrow$   $\times$  500 $\leftrightarrow$  SX  
colour: Metallic Grey

3-axis thermostatic valve, left, chrome  
3-axis lockshield valve, right, chrome  
SLIM thermostatic head, chrome  
Pipe-masking set, chrome  
Hanger Happy Shark, Soft 3028

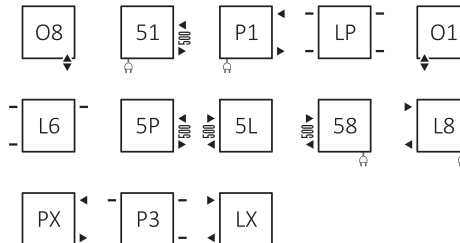




## Standard connections:




## Optional connections:



## Electric radiators:





## Available sizes:





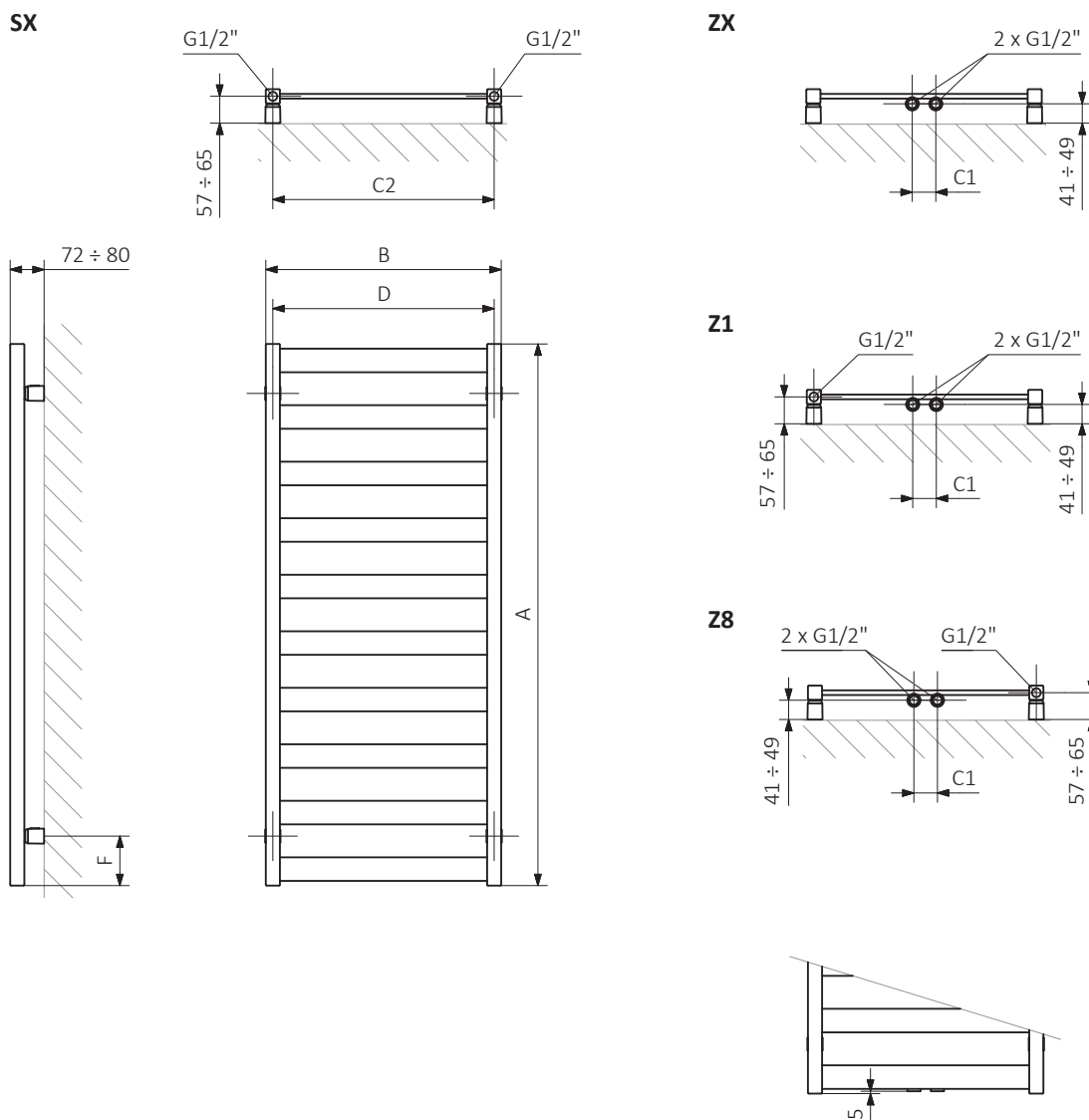
## Specification:

Working pressure: 600 kPa    Maximum operating temperature: 95°C

A ↑ [mm]	B ↔ [mm]	C1 [mm]	C3 [mm]	75/65/20°C [W]	55/45/20°C [W]	 [W]	D [mm]	E [mm]	F [mm]	H [dm³]	 [kg]	Product code <small>Configuration code p. 6</small>
<b>Powder coating</b>												
670	300	50	270	185	100	200	270	490	90	1,44	4,28	WGVOV067030
670	400	50	370	230	124	200	370	490	90	1,63	5,17	WGVOV067040
670	500	50	470	275	148	300	470	490	90	1,83	6,04	WGVOV067050
670	600	50	570	320	172	300	570	490	90	2,03	6,93	WGVOV067060
910	300	50	270	240	130	200	270	730	90	1,94	5,56	WGVOV091030
910	400	50	370	295	159	300	370	730	90	2,21	6,72	WGVOV091040
910	500	50	470	350	189	400	470	730	90	2,47	7,86	WGVOV091050
910	600	50	570	405	218	400	570	730	90	2,73	9,01	WGVOV091060
1150	300	50	270	300	162	300	270	970	90	2,45	6,85	WGVOV115030
1150	400	50	370	366	197	400	370	970	90	2,78	8,27	WGVOV115040
1150	500	50	470	433	233	400	470	970	90	3,11	9,68	WGVOV115050
1150	600	50	570	501	269	600	570	970	90	3,44	11,10	WGVOV115060
1390	300	50	270	356	192	400	270	1210	90	2,96	8,13	WGVOV139030
1390	400	50	370	434	234	400	370	1210	90	3,35	9,81	WGVOV139040
1390	500	50	470	512	275	600	470	1210	90	3,75	11,50	WGVOV139050
1390	600	50	570	590	316	600	570	1210	90	4,14	13,19	WGVOV139060
1630	300	50	270	414	223	400	270	1450	90	3,46	9,40	WGVOV163030
1630	400	50	370	503	270	600	370	1450	90	3,92	11,37	WGVOV163040
1630	500	50	470	592	318	600	470	1450	90	4,38	13,32	WGVOV163050
1630	600	50	570	681	365	800	570	1450	90	4,84	15,29	WGVOV163060
<b>Plated finishes</b>												
670	300	50	270	130	70	200	270	490	90	1,44	4,15	WGVOV067030
670	400	50	370	161	87	200	370	490	90	1,63	5,01	WGVOV067040
670	500	50	470	193	104	300	470	490	90	1,83	5,86	WGVOV067050
670	600	50	570	224	120	300	570	490	90	2,03	6,72	WGVOV067060
910	300	50	270	168	91	200	270	730	90	1,94	5,39	WGVOV091030
910	400	50	370	207	111	300	370	730	90	2,21	6,51	WGVOV091040
910	500	50	470	245	132	400	470	730	90	2,47	7,62	WGVOV091050
910	600	50	570	284	153	400	570	730	90	2,73	8,73	WGVOV091060
1150	300	50	270	210	113	300	270	970	90	2,45	6,63	WGVOV115030
1150	400	50	370	256	138	400	370	970	90	2,78	8,01	WGVOV115040
1150	500	50	470	303	163	400	470	970	90	3,11	9,37	WGVOV115050
1150	600	50	570	351	188	600	570	970	90	3,44	10,75	WGVOV115060
1390	300	50	270	249	134	400	270	1210	90	2,96	7,87	WGVOV139030
1390	400	50	370	304	164	400	370	1210	90	3,35	9,50	WGVOV139040
1390	500	50	470	358	193	600	470	1210	90	3,75	11,13	WGVOV139050
1390	600	50	570	413	221	600	570	1210	90	4,14	12,77	WGVOV139060
1630	300	50	270	290	156	400	270	1450	90	3,46	9,10	WGVOV163030
1630	400	50	370	352	189	600	370	1450	90	3,92	11,00	WGVOV163040
1630	500	50	470	414	223	600	470	1450	90	4,38	12,89	WGVOV163050
1630	600	50	570	477	256	800	570	1450	90	4,84	14,79	WGVOV163060



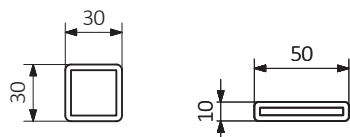
## Technical drawing:



A – Height B – Width C1-C5 – Distance between pipe centres D – Horizontal distance between mounting bracket centres  
E – Vertical distance between mounting brackets F – Distance between a mounting bracket and the bottom of the radiator

**Collector:**

**Pipe:**





Product codes can be found in product data sheet tables. The codes provide some basic information about the product while a partially filled configuration code contains complementary information about the detailed specifications. When placing an order, product codes should include the fully completed configuration part. The configuration code part should be placed after the main product code. The main product code and configuration part will appear as shown in the example below:

## The construction of a water and dual fuel radiator product and configuration code:

WGVOV067030

PRODUCT CODE  
(located in the table for the product)

K916SX

CONFIGURATION CODE  
(supplemented by hand)

### Example Configuration

**K 916 SX**

Package code      Colour code      Connection code  
*K - carton box*

## Construction of electric heater configuration code:

WLVOV067030

PRODUCT CODE  
(located in the table for the product)

K916E1DRYW

CONFIGURATION CODE  
(supplemented by hand)

### Example Configuration

**K 916 E1 DRY W**

Package code      Colour code      Connection code      Heating element code      Type of heating element cable code  
*K - carton box*

## Epoxy primer

**E** – Code of epoxy primer is an extra processes.

WGVOV067030 K916SX **E** — Extra processes or additions code



## Legend



Radiator available in a "water" version.



Radiator suitable for dual fuel connection. Electric heating element can be installed.



Radiator available in electric only version. It comes prefilled with a 'heating medium' and equipped with a heating element. All tested and ready to use.



Connection types dedicated for this radiator. The icon shows the flow and return connections for the radiator as well as the thermostatic valve and heating element position if applicable.



Suggested heating element power output for electric and dual fuel versions.



Weight.




Capacity.



Available in chrome finish.

# Hanger Happy

## Shark / Rabbit / Hippo




**Happy Shark**  
colour: Soft 3028



# Hanger Happy Shark / Rabbit / Hippo

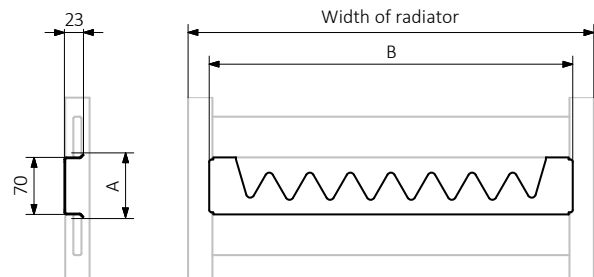
## Hanger Happy Shark

Suitable for Radiator Vivo



colour: RAL 7015

A ↕ [mm]	B ↔ [mm]	Colours	Product code <small>Configuration code p. 3</small>
77	248	RAL/SPECIAL	WRWH1A024
77	348	RAL/SPECIAL	WRWH1A034
77	448	RAL/SPECIAL	WRWH1A044
77	548	RAL/SPECIAL	WRWH1A054



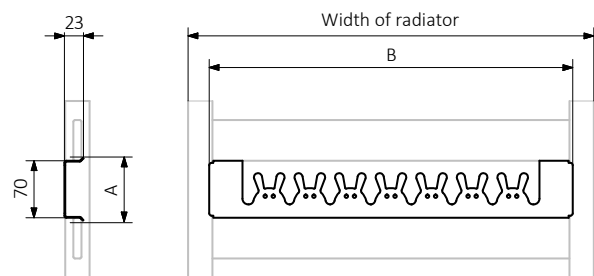
## Hanger Happy Rabbit

Suitable for Radiator Vivo



colour: RAL 6018


A ↕ [mm]	B ↔ [mm]	Colours	Product code <small>Configuration code p. 3</small>
77	248	RAL/SPECIAL	WRWH1B024
77	348	RAL/SPECIAL	WRWH1B034
77	448	RAL/SPECIAL	WRWH1B044
77	548	RAL/SPECIAL	WRWH1B054



# Hanger Happy Shark / Rabbit / Hippo

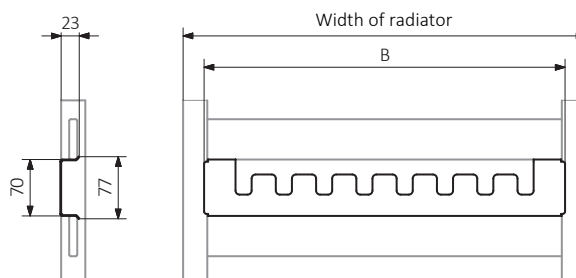
## Hanger Happy Hippo

Suitable for Radiator Vivo



kolor: RAL 3028

A ↓ [mm]	B ↔ [mm]	Kolor	Kod produktu <small>Kod konfiguracji s. 11</small>
77	248	RAL / SPECJALNE	WRWH1C024
77	348	RAL / SPECJALNE	WRWH1C034
77	448	RAL / SPECJALNE	WRWH1C044
77	548	RAL / SPECJALNE	WRWH1C054



Product codes can be found in product data sheet tables. The codes provide some basic information about the product while a partially filled configuration code contains complementary information about the detailed specifications. When placing an order, product codes should include the fully completed configuration part. The configuration code part should be placed after the main product code. The main product code and configuration part will appear as shown in the example below:

## The construction of a hanger Happy Shark configuration code:

WRWH1A024

PRODUCT CODE  
(located in the table for the product)

K328

CONFIGURATION CODE  
(supplemented by hand)

## Example Configuration

**K** **328**

Package code  
K - carton box

Colour code