

PALMYRA RADIUS CHROME



PALMYRA RADIUS CHROME

Material	steel pipes \varnothing 22 mm steel profiles D35 x 41 mm
Connection thread	4 x G1/2"
Testing overpressure	1,3 MPa
Max. operating overpressure	1,0 MPa
Max. operating temperature	95 °C
Number of pipes	24, 32, 37



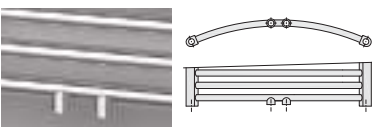
PALMYRA RADIUS CHROME 1135 x 600

Type H/L [mm]	Depth B [mm]	Weight [kg]	Water capacity [l]	Temperature exponent [n]	Heating Output [W]			Recommended power input chrome [W]	Connection span [mm]
					75/65/20 °C	70/55/20 °C	55/45/20 °C		
1135/600	108	11,8	6,8	1,22	504	413	270	500	559
1535/600	108	15,7	9,2	1,22	675	554	362	700	559
1735/600	108	18,0	10,5	1,22	775	636	416	800	559

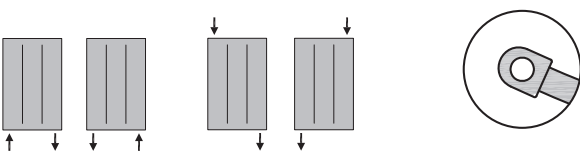
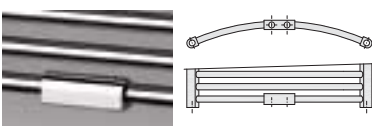
Thermal power measuring follows in accordance with EN 442.
Accessories (page 64, 65 and 66) is not part of the radiator.

POSSIBILITY OF THE MIDDLE CONNECTION (per order)

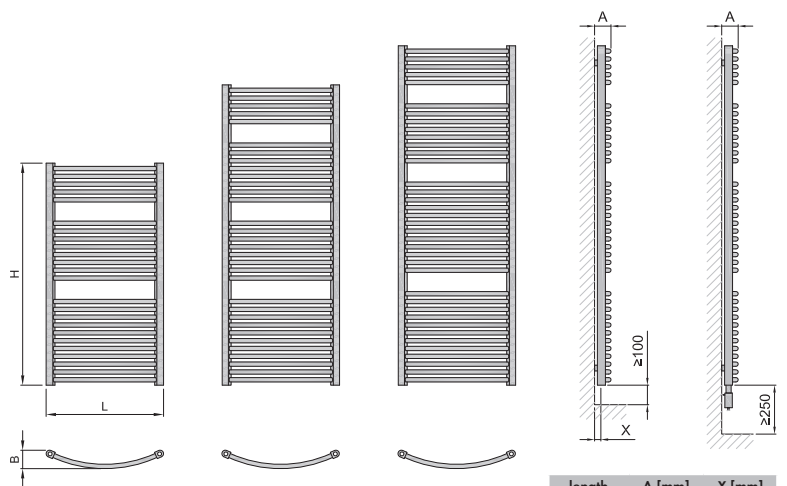
radius middle connection standard



radius middle connection with cover



Connection options



DPAR 1135 0600...

DPAR 1535 0600...

DPAR 1735 0600...

length	A [mm]	X [mm]
500	108-118	53-63
600	107-117	32-42