


Aero V




colour included
in the price



Aero V 1500↓ × 410↔ SX
colour: RAL 3020

3-axis thermostatic valve set, left, chrome
Pipe-masking set, chrome

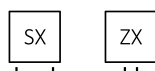




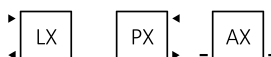
colour included
in the price

Design: Jacek Ryń

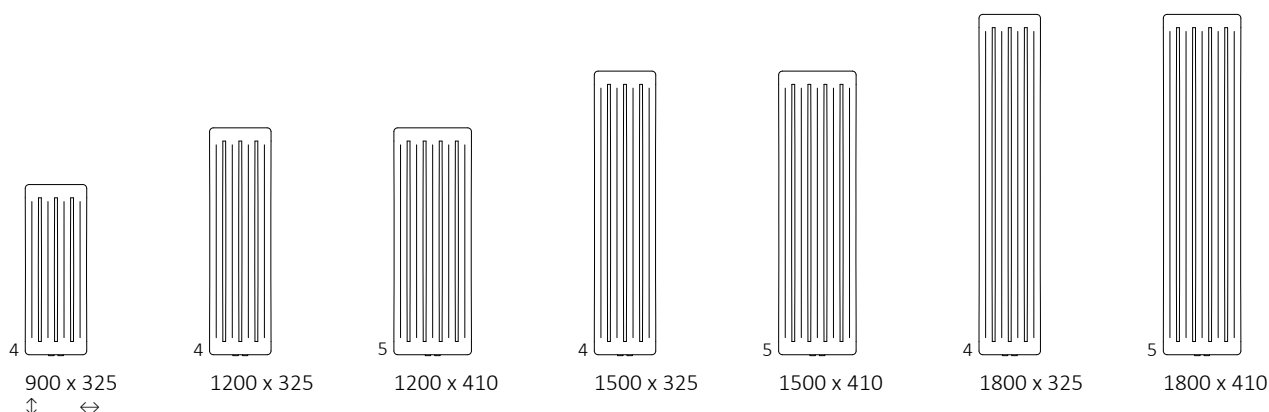
Standard connection:



Optional connection:



Available sizes:



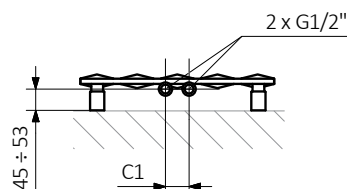
Specification:

Working pressure: 700 kPa Maximum operating temperature: 95°C

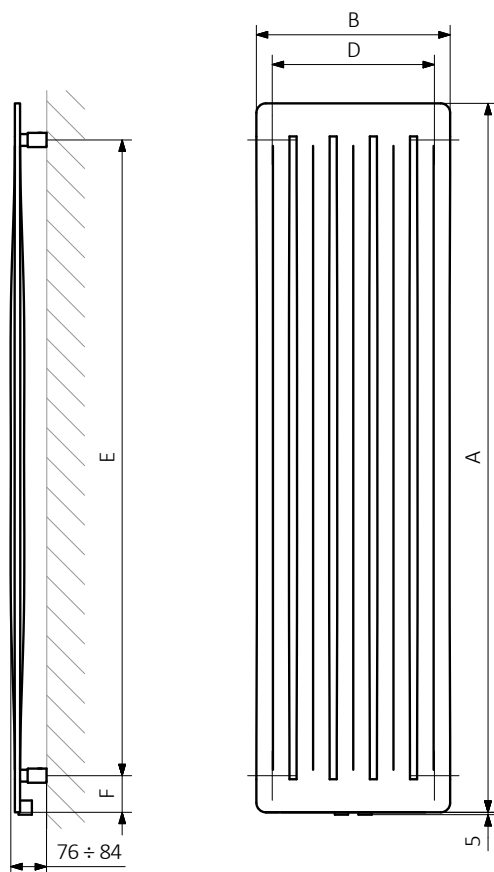
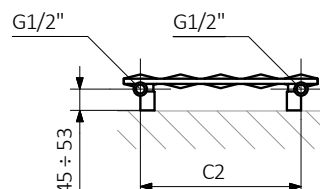
A ↓ [mm]	B ↔ [mm]	C1 [mm]	C2 [mm]	75/65/20°C [W]	55/45/20°C [W]	D [mm]	E [mm]	F [mm]	H [dm³]	⚖️ [kg]	Product code <small>Configuration code p. 5</small>
900	325	50	255	286	149	255	745	77,5	3,25	8,97	WGARV090032
1200	325	50	255	366	190	255	1045	77,5	4,57	11,88	WGARV120032
1200	410	50	340	458	237	340	1045	77,5	5,72	14,87	WGARV120041
1500	325	50	255	446	229	255	1345	77,5	5,90	14,79	WGARV150032
1500	410	50	340	558	286	340	1345	77,5	7,37	18,51	WGARV150041
1800	325	50	255	526	268	255	1645	77,5	7,22	17,70	WGARV180032
1800	410	50	340	657	334	340	1645	77,5	9,03	22,15	WGARV180041

Technical drawing:

ZX

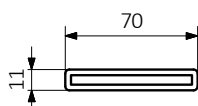


SX



A – Height B – Width C1-C5 – Distance between pipe centres D – Horizontal distance between mounting bracket centres
E – Vertical distance between mounting brackets F – Distance between a mounting bracket and the bottom of the radiator

Pipe:





In the table with technical data, the last column lists product codes. When placing an order, please remember to quote the product code followed by the configuration code as shown in the diagram below:

The construction of a water and dual fuel radiator product and configuration code

WGARG037090

K916SX

PRODUCT CODE

(located in the table for the product)

CONFIGURATION CODE

(supplemented by hand)

Example Configuration

K 916 SX

Package code

K - carton box

Colour code

Connection code

Epoxy primer

E – Code of epoxy primer is an extra processes.

WGARG037090 K916SX **E** — *Extraprocessesoradditionscode*

Aero V



colour included
in the price

Legend



Radiator available in a "water" version.



Radiator suitable for dual fuel connection. Electric heating element can be installed.



Radiator available in electric only version. It comes prefilled with a 'heating medium' and equipped with a heating element. All tested and ready to use.



Connection types dedicated for this radiator. The icon shows the flow and return connections for the radiator as well as the thermostatic valve and heating element position if applicable.



Suggested heating element power output for electric and dual fuel versions.



Weight.



Capacity.



Available in chrome finish.



colour
included
in the price

No additional payment for a color.