

Case Slim



 Colour included
in the price



Case Slim 1810 \updownarrow x 520 \leftrightarrow ZX
colour: RAL 6004

Integrated thermostatic valve, angled, right, Chrome
SLIM thermostatic head, Chrome
Integrated pipe-masking set, Chrome
Case Slim towel rail, Chrome



Case Slim



 Colour included
in the price



GLASS



MIRROR



CONCRETE

The outer shell of the Case Slim is available in 249 different colours (including RAL, special finishes and Concrete). The concrete finish, due to its hand application, has a unique structure. The glass finish is available in RAL colours (excluding metallic and fluorescent colours – more details on Terma website) as well as manufacturers image selection or your own graphics.


All glass and mirror radiators can be used as a blackboard when using a special marker that comes with the radiator. If using your own marker, please make sure that it is washable and suitable to use on glass.

Case Slim

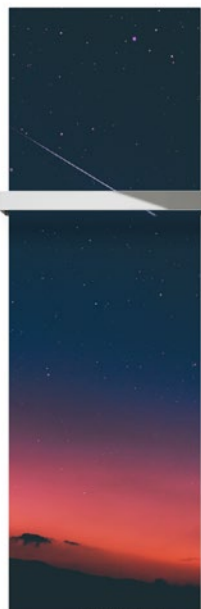


Colour included
in the price

Suggested image selection*.*:



34




38



52



72



78



93



86



109

* Selection available for glass finish. Current selection available on manufacturer's website. If you want to design your own Case Slim, please contact your supplier.



Vertical radiator graphics



Horizontal radiator graphics

Case Slim



Colour included
in the price

Standard connections:

A ↓ 585÷1810:



A ↓ 585:



A ↓ 1360÷1810:



Electric radiators:

A ↓ 1360÷1810:



Optional connections:

A ↓ 585÷1810:

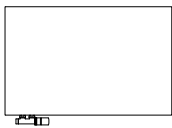


Case Slim towel rail.

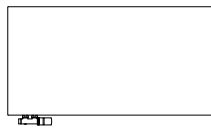
The first hanger is available at a bonus price of 1 EUR! The offer is valid only if you specify the hanger code in your radiator order.




Available sizes:



585 x 900
↓ ↔



585 x 1100



585 x 1300


Note: Case Slim radiators with height A ↓ 585: are available only in the water version.



1360 x 420
↓ ↔



1360 x 520




1360 x 620



1585 x 420



1585 x 520




1585 x 620



1810 x 420
↓ ↔



1810 x 520



1810 x 620

Case Slim





 Colour included
in the price

Specifications:

Working pressure: 800 kPa



Maximum operating temperature: 95°C

| A ↓ | B ↔ | C1 [mm] | 75/65/20°C [W] | 55/45/20°C [W] |  [W] | D [mm] | E [mm] | F [mm] | H [dm³] |  [kg] | Product Code <small>(configuration s. 9)</small> |
|---------------|--------|------------|-------------------|-------------------|---|-----------|-----------|-----------|------------|--|---|
| Metal | | | | | | | | | | | |
| 585 | 900 | 50 | 438 | 229 | - | 650 | 415 | 30 | 3,93 | 25,98 | WGCSS058090 |
| 585 | 1100 | 50 | 536 | 281 | - | 850 | 415 | 30 | 4,69 | 32,76 | WGCSS058110 |
| 585 | 1300 | 50 | 634 | 332 | - | 1050 | 415 | 30 | 5,44 | 38,41 | WGCSS058130 |
| 1360 | 420 | 50 | 422 | 219 | 400 | 170 | 1190 | 30 | 5,26 | 30,12 | WGCSS136042 |
| 1360 | 520 | 50 | 523 | 271 | 600 | 270 | 1190 | 30 | 6,23 | 36,67 | WGCSS136052 |
| 1360 | 620 | 50 | 624 | 324 | 600 | 370 | 1190 | 30 | 7,19 | 43,21 | WGCSS136062 |
| 1585 | 420 | 50 | 470 | 243 | 400 | 170 | 1415 | 30 | 6,18 | 34,92 | WGCSS158042 |
| 1585 | 520 | 50 | 580 | 300 | 600 | 270 | 1415 | 30 | 7,31 | 42,56 | WGCSS158052 |
| 1585 | 620 | 50 | 693 | 358 | 800 | 370 | 1415 | 30 | 8,45 | 50,19 | WGCSS158062 |
| 1810 | 420 | 50 | 516 | 266 | 600 | 170 | 1640 | 30 | 7,09 | 39,73 | WGCSS181042 |
| 1810 | 520 | 50 | 639 | 330 | 600 | 270 | 1640 | 30 | 8,40 | 48,44 | WGCSS181052 |
| 1810 | 620 | 50 | 762 | 393 | 800 | 370 | 1640 | 30 | 9,70 | 57,16 | WGCSS181062 |
| Glass | | | | | | | | | | | |
| 585 | 900 | 50 | 438 | 229 | - | 650 | 415 | 30 | 3,93 | 32,59 | WGCSG058090 |
| 585 | 1100 | 50 | 536 | 281 | - | 850 | 415 | 30 | 4,69 | 39,37 | WGCSG058110 |
| 585 | 1300 | 50 | 634 | 332 | - | 1050 | 415 | 30 | 5,44 | 46,16 | WGCSG058130 |
| 1360 | 420 | 50 | 422 | 219 | 400 | 170 | 1190 | 30 | 5,26 | 37,23 | WGCSG136042 |
| 1360 | 520 | 50 | 523 | 271 | 600 | 270 | 1190 | 30 | 6,23 | 45,49 | WGCSG136052 |
| 1360 | 620 | 50 | 624 | 324 | 600 | 370 | 1190 | 30 | 7,19 | 53,81 | WGCSG136062 |
| 1585 | 420 | 50 | 470 | 243 | 400 | 170 | 1415 | 30 | 6,18 | 43,29 | WGCSG158042 |
| 1585 | 520 | 50 | 580 | 300 | 600 | 270 | 1415 | 30 | 7,31 | 52,91 | WGCSG158052 |
| 1585 | 620 | 50 | 693 | 358 | 800 | 370 | 1415 | 30 | 8,45 | 62,52 | WGCSG158062 |
| 1810 | 420 | 50 | 516 | 266 | 600 | 170 | 1640 | 30 | 7,09 | 49,27 | WGCSG181042 |
| 1810 | 520 | 50 | 639 | 330 | 600 | 270 | 1640 | 30 | 8,40 | 60,25 | WGCSG181052 |
| 1810 | 620 | 50 | 762 | 393 | 800 | 370 | 1640 | 30 | 9,70 | 71,23 | WGCSG181062 |
| Mirror | | | | | | | | | | | |
| 585 | 900 | 50 | 438 | 229 | - | 650 | 415 | 30 | 3,93 | 32,59 | WGCSM058090 |
| 585 | 1100 | 50 | 536 | 281 | - | 850 | 415 | 30 | 4,69 | 39,37 | WGCSM058110 |
| 585 | 1300 | 50 | 634 | 332 | - | 1050 | 415 | 30 | 5,44 | 46,16 | WGCSM058130 |
| 1360 | 420 | 50 | 422 | 219 | 400 | 170 | 1190 | 30 | 5,26 | 37,23 | WGCSM136042 |
| 1360 | 520 | 50 | 523 | 271 | 600 | 270 | 1190 | 30 | 6,23 | 45,49 | WGCSM136052 |
| 1360 | 620 | 50 | 624 | 324 | 600 | 370 | 1190 | 30 | 7,19 | 53,81 | WGCSM136062 |
| 1585 | 420 | 50 | 470 | 243 | 400 | 170 | 1415 | 30 | 6,18 | 43,29 | WGCSM158042 |
| 1585 | 520 | 50 | 580 | 300 | 600 | 270 | 1415 | 30 | 7,31 | 52,91 | WGCSM158052 |
| 1585 | 620 | 50 | 693 | 358 | 800 | 370 | 1415 | 30 | 8,45 | 62,52 | WGCSM158062 |
| 1810 | 420 | 50 | 516 | 266 | 600 | 170 | 1640 | 30 | 7,09 | 49,27 | WGCSM181042 |
| 1810 | 520 | 50 | 639 | 330 | 600 | 270 | 1640 | 30 | 8,40 | 60,25 | WGCSM181052 |
| 1810 | 620 | 50 | 762 | 393 | 800 | 370 | 1640 | 30 | 9,70 | 71,23 | WGCSM181062 |

Case Slim



 **Colour included
in the price**

| A ↓ | B ↔ | C1 [mm] | 75/65/20°C [W] | 55/45/20°C [W] |  [W] | D [mm] | E [mm] | F [mm] | H [dm ²] |  [kg] | Product Code <small>(configuration s. 9)</small> |
|-----------------|--------|------------|-------------------|-------------------|---|-----------|-----------|-----------|-------------------------|--|---|
| Graphics | | | | | | | | | | | |
| 585 | 900 | 50 | 438 | 229 | - | 650 | 415 | 30 | 3,93 | 32,59 | WGCSPO58090 |
| 585 | 1100 | 50 | 536 | 281 | - | 850 | 415 | 30 | 4,69 | 39,37 | WGCSPO58110 |
| 585 | 1300 | 50 | 634 | 332 | - | 1050 | 415 | 30 | 5,44 | 46,16 | WGCSPO58130 |
| 1360 | 420 | 50 | 422 | 219 | 400 | 170 | 1190 | 30 | 5,26 | 37,23 | WGCSPO136042 |
| 1360 | 520 | 50 | 523 | 271 | 600 | 270 | 1190 | 30 | 6,23 | 45,49 | WGCSPO136052 |
| 1360 | 620 | 50 | 624 | 324 | 600 | 370 | 1190 | 30 | 7,19 | 53,81 | WGCSPO136062 |
| 1585 | 420 | 50 | 470 | 243 | 400 | 170 | 1415 | 30 | 6,18 | 43,29 | WGCSPO158042 |
| 1585 | 520 | 50 | 580 | 300 | 600 | 270 | 1415 | 30 | 7,31 | 52,91 | WGCSPO158052 |
| 1585 | 620 | 50 | 693 | 358 | 800 | 370 | 1415 | 30 | 8,45 | 62,52 | WGCSPO158062 |
| 1810 | 420 | 50 | 516 | 266 | 600 | 170 | 1640 | 30 | 7,09 | 49,27 | WGCSPO181042 |
| 1810 | 520 | 50 | 639 | 330 | 600 | 270 | 1640 | 30 | 8,40 | 60,25 | WGCSPO181052 |
| 1810 | 620 | 50 | 762 | 393 | 800 | 370 | 1640 | 30 | 9,70 | 71,23 | WGCSPO181062 |
| Concrete | | | | | | | | | | | |
| 585 | 900 | 50 | 438 | 229 | - | 650 | 415 | 30 | 3,93 | 27,98 | WGCSBO58090 |
| 585 | 1100 | 50 | 536 | 281 | - | 850 | 415 | 30 | 4,69 | 33,72 | WGCSBO58110 |
| 585 | 1300 | 50 | 634 | 332 | - | 1050 | 415 | 30 | 5,44 | 39,46 | WGCSBO58130 |
| 1360 | 420 | 50 | 422 | 219 | 400 | 170 | 1190 | 30 | 5,26 | 32,21 | WGCSBO136042 |
| 1360 | 520 | 50 | 523 | 271 | 600 | 270 | 1190 | 30 | 6,23 | 39,22 | WGCSBO136052 |
| 1360 | 620 | 50 | 624 | 324 | 600 | 370 | 1190 | 30 | 7,19 | 46,29 | WGCSBO136062 |
| 1585 | 420 | 50 | 470 | 243 | 400 | 170 | 1415 | 30 | 6,18 | 37,42 | WGCSBO158042 |
| 1585 | 520 | 50 | 580 | 300 | 600 | 270 | 1415 | 30 | 7,31 | 45,58 | WGCSBO158052 |
| 1585 | 620 | 50 | 693 | 358 | 800 | 370 | 1415 | 30 | 8,45 | 53,73 | WGCSBO158062 |
| 1810 | 420 | 50 | 516 | 266 | 600 | 170 | 1640 | 30 | 7,09 | 42,56 | WGCSBO181042 |
| 1810 | 520 | 50 | 639 | 330 | 600 | 270 | 1640 | 30 | 8,40 | 51,87 | WGCSBO181052 |
| 1810 | 620 | 50 | 762 | 393 | 800 | 370 | 1640 | 30 | 9,70 | 61,17 | WGCSBO181062 |

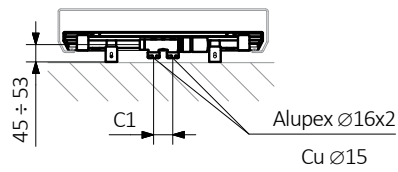
Price includes: the radiator is sold with an integrated, angled thermostatic valve, SLIM thermostatic head and adapters for installation (Alupex Ø 16x2 and copper Ø 15). For SX connection, please consult the manufacturer for the best choice of a valve set. All valve components are finished in chrome.

Case Slim

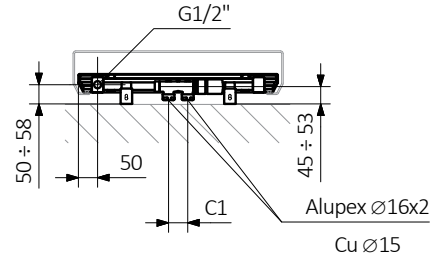


Colour included in the price

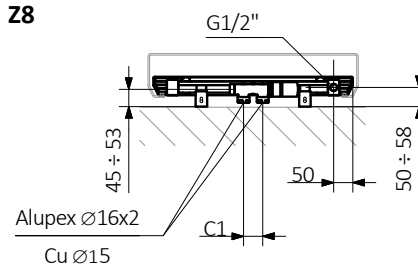
ZX



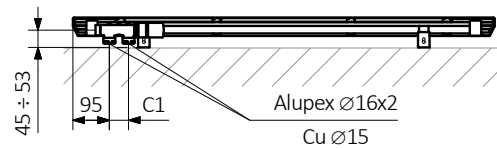
Z1



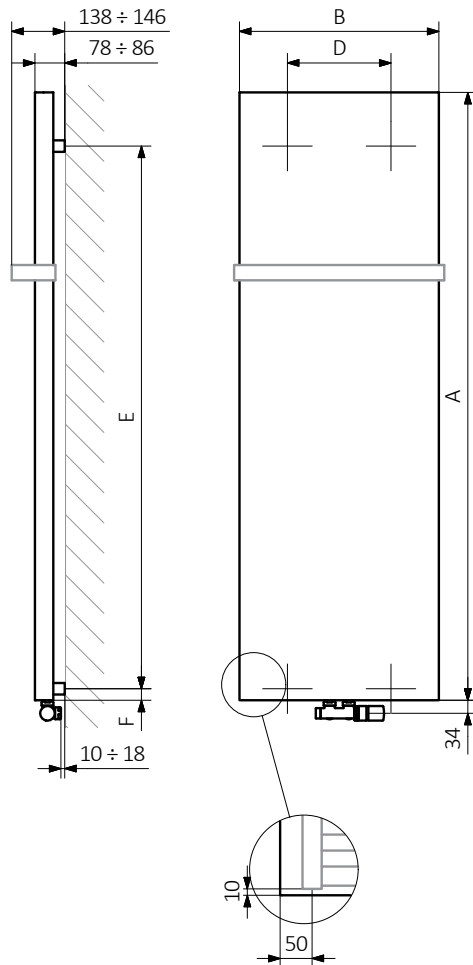
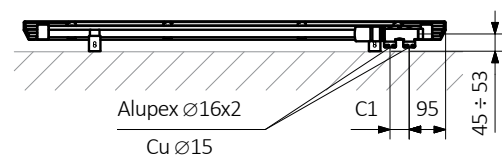
Z8



YL



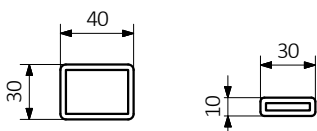
YP



A – Height B – Width C1-C5 – Distance between pipe centres D – Horizontal distance between mounting bracket centres
E – Vertical distance between mounting brackets F – Distance between a mounting bracket and the bottom of the radiator

Collector:

Pipe:





 **Colour included
in the price**

Product codes can be found in product data sheet tables. When placing an order, product codes should include the fully completed configuration part. The configuration code part should be placed after the main product code. The main product code and configuration part will appear as shown in the example below:

The construction of a water and dual fuel radiator product and configuration code:

WGCSP136042

PRODUCT CODE
(located in the table for the product)

K916ZX

CONIGURATION CODE
(supplemented by hand)

00

VARIANT CODE
(supplemented by hand, requires additional description)

Example Configuration



Structure of configuration code for electric radiators with a heating medium:

WLCSP136042

PRODUCT CODE
(located in the table for the product)

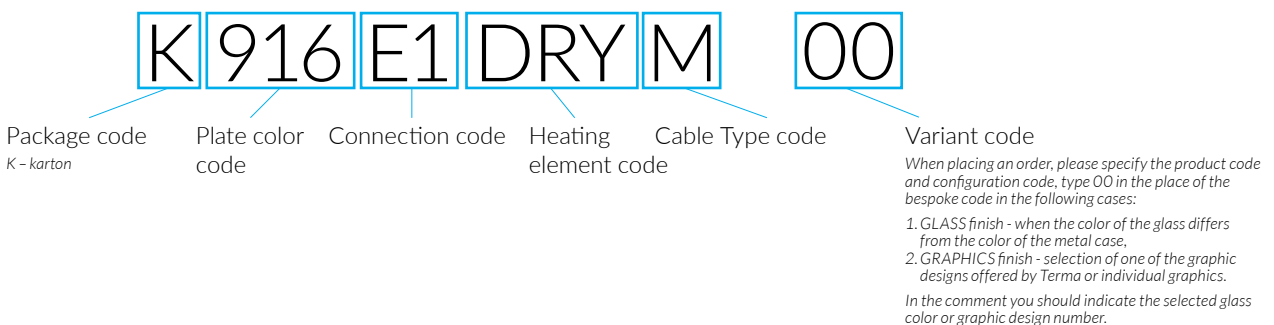
K916E1DRYM

CONIGURATION CODE
(supplemented by hand)

00

VARIANT CODE
(supplemented by hand, requires additional description)

Example Configuration



Epoxy primery

E - Code of epoxy primer is an extra processes.

WGCSP136042 K916ZX **E** - Extra processes or additions code

Case Slim



 **Colour included
in the price**

Legenda



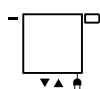
Radiator available in a "water" version.



Radiator suitable for dual fuel connection. Electric heating element can be installed.



Radiator available in electric only version. It comes prefilled with a 'heating medium' and equipped with a heating element. All tested and ready to use.



Connection types dedicated for this radiator. The icon shows the flow and return connections for the radiator as well as the thermostatic valve and heating element position if applicable.



Suggested heating element power output for electric and dual fuel versions.



Weight.



Capacity.



Available in chrome finish.



No additional payment for a color.